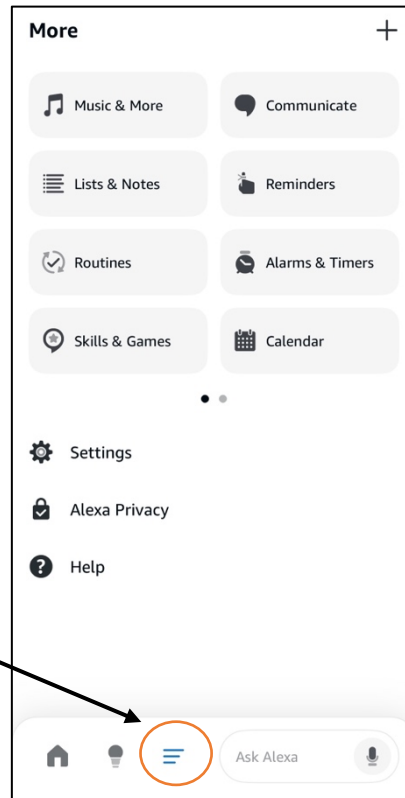


How to add an event to your Alexa Calendar, on you Amazon app.

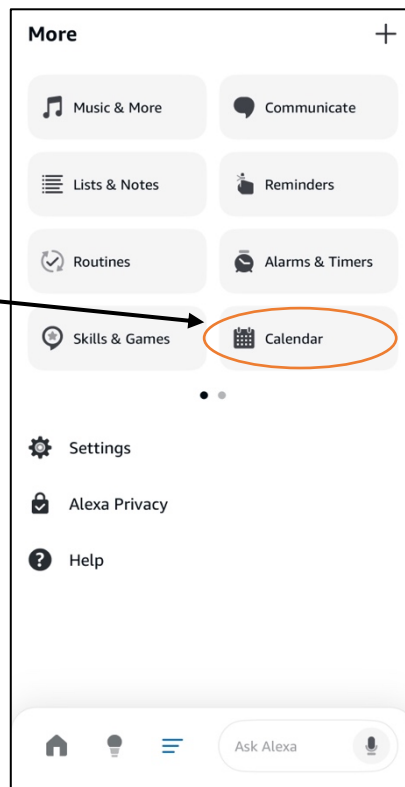
Step by Step Instructions with App Navigation

1. Open the **Alexa app** on your tablet or phone.

2. Tap **More** (≡) at the bottom right.

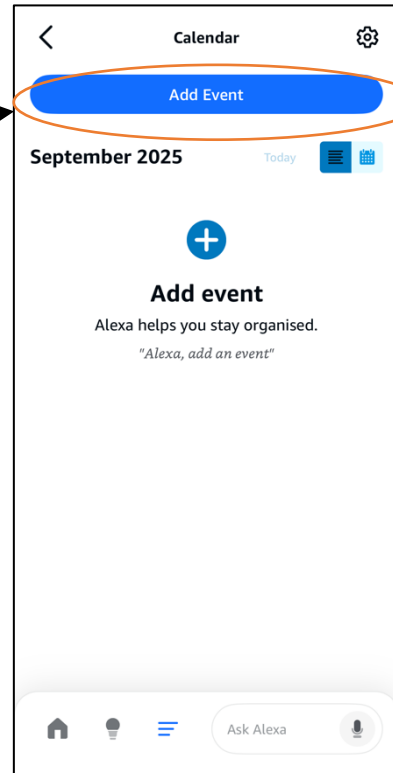


3. Tap **Calendar**

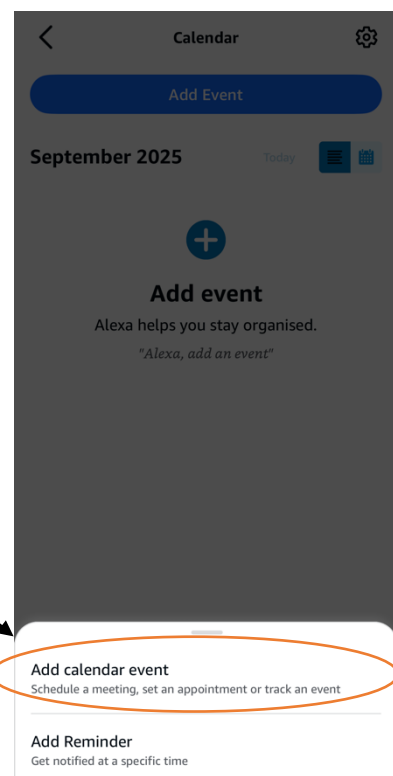


How to add an event to your Alexa Calendar, on you Amazon app.

4. Tap **Add Event**,



5. Tap **add calendar event**.



How to add an event to your Alexa Calendar, on you Amazon app.

6. Fill in the event's details

Cancel Add event Save

What's happening?
Doctor's Appointment

All-day event ☐

Start Date Thu, 11 Sep 2025

Start Time 10:30 am

End Date Thu, 11 Sep 2025

End Time 11:30 am

Calendar
Alexa Calendar

Location +

Notes +

Home Ideas Menu Ask Alexa

7. Tap Save

Cancel Add event Save

What's happening?
Doctor's Appointment

All-day event ☐

Start Date Thu, 11 Sep 2025

Start Time 10:30 am

End Date Thu, 11 Sep 2025

End Time 11:30 am

Calendar
Alexa Calendar

Location +

Notes +

Home Ideas Menu Ask Alexa

How to add an event to your Alexa Calendar, on you Amazon app.

**8. All your Events will
show up here** →

